



# **GOstralia!-GOzealand!**

## **Erfahrungsbericht**

### **zum Auslandssemester an der**








### **University of Technology Sydney**

Auf den folgenden Seiten findest du den Erfahrungsbericht eines Studenten, der mit unserem kostenlosen Service sein Auslandssemester in Australien realisiert hat – lass dich inspirieren und für eine bestimmte Universität oder Stadt begeistern.

Wir sind auch dir gerne behilflich, deinen Traum von einem Studium Down Under in die Tat umzusetzen.

---

### **Unsere kostenfreien Leistungen:**

-  Alle Informationen aus einer Hand: Vor, während und nach dem Studienaufenthalt
-  Auswahl passender Universitäten und Studienprogramme durch erfahrene Beraterinnen
-  Finanzierungsberatung und Vergabe exklusiver Vergünstigungen und Stipendien
-  Komplette Bewerbungsdurchführung und Einschreibung an der Wunschuniversität
-  Übersetzung und Beglaubigung von akademischen Zeugnissen
-  Hilfe & Informationen rund um Flug, Unterkunft, Leben und Reisen
-  Exklusives GOstralia!-GOzealand! Karriere- und Alumninetzwerk, u.v.m.



Fordere jetzt kostenlos unser **GOstralia!-GOzealand! Infopaket** mit passenden Universitätsvorschlägen für dein Studienvorhaben und unserem GOstralia!-GOzealand! Studienführer an.

[\*\*www.gostralia.de/infomaterial\*\*](http://www.gostralia.de/infomaterial)

# Architecture student life at UTS

Hi everyone,

My name is Elena, I'm studying Architecture and at the moment I'm studying abroad for one semester at UTS. In this blog post I will share some experiences of my study and my courses.

Before I started my semester, I chose two architecture subjects and one elective: Architectural Design & Construction, Architecture Theory and History and Life Drawing.

Very different to my study experiences at home is, that the semester at UTS is divided in two halves. We had to do (at least) two Assessments per subject. One in the first half and one in the second half.



## Architectural Design and Construction

In the beginning the weekly lectures and tutorials were about concrete, steel and timber constructions. As our first Assessment we drafted one building structure for each material system and made plans, sections, 3D details and Renderings. In the tutorials we were drawing details and presented our weekly process of the Assignment.

In the second half of the semester the lectures were about facades, wall types, facade openings and roofs. As our Assignment we individually designed a facade. We made a composite drawing with a detailed section, plan and a rendered elevation. In a process diary we showed our different steps, research and more details. In the tutorials we got individual feedback for our work process.

## Architectural Theory and History

In the weekly lectures, workshops and tutorials we were studying the topic *Urbanism and the city*. Our first Assignment was a groupwork with 4, in which every group presented different ways of urban representation and analysis.

The second Assignment was individual. We were writing an essay about an urban issue in a big city compared to Sydney. We could choose our own topic and were very open about the decision. Additionally, we created some images about our chosen issue by our self for the essay.

In the whole semester we additionally had to do two readings every week about urbanism. Our task was to answer some questions to the readings and every second week we were discussing about the readings in the tutorials.

In the lectures we often had guest lecturers, who were teaching us about different urban topics.

### Life Drawing

In the three hours life drawing class the teacher shows us different techniques of drawing and we learn about basic elements of the human anatomy. We use different materials like pencil, drawing pastels, ink and watercolour. Every week we have a homework of about one-hour drawing and research. As the midterm assessment we had a face to face talk about the drawings with the teacher.

For the end, we are uploading a few drawings per week to our individual online blog and write a short text about it. This online Portfolio is our Assignment and shows our improvement step by step.



I really liked that we didn't get one task per subject, but at least two different assessments. Through that, I had a varied experience in different topics in every subject. In total I learned a lot, but I still had enough time to experience the city, hang out with my new friends and even travel a bit throughout the semester. I really enjoyed the time I had in my courses and I'm happy that I did my study abroad semester at UTS.



# Gerne verwirklichen wir auch deinen Traum von einem Studium in Australien, Neuseeland oder Asien!

Fordere jetzt kostenloses [Infomaterial](#) an und lass dich von unseren Studienberaterinnen über die [nächsten Schritte](#) informieren.

---

## Stuttgart

Jägerstraße 53 · 70174 Stuttgart · +49 (0) 711 400 910 40  
stuttgart@gostralia.de · stuttgart@gozealand.de

## Hamburg

Alstertor 1 · 20095 Hamburg · +49 (0) 40 368 813 160  
hamburg@gostralia.de · hamburg@gozealand.de

## Berlin

Gormannstraße 14 · 10119 Berlin · +49 (0) 30 467 260 810  
berlin@gostralia.de · berlin@gozealand.de

## Köln

Salierring 48 · 50677 Köln · +49 (0) 221 975 868 70  
koeln@gostralia.de · koeln@gozealand.de

## Dortmund

Sudermannstraße 41 · 44137 Dortmund · +49 (0) 231 950 981 39  
dortmund@gostralia.de · dortmund@gozealand.de

---

...oder direkt auf [www.gostralia.de](http://www.gostralia.de) und [www.gozealand.de](http://www.gozealand.de)

